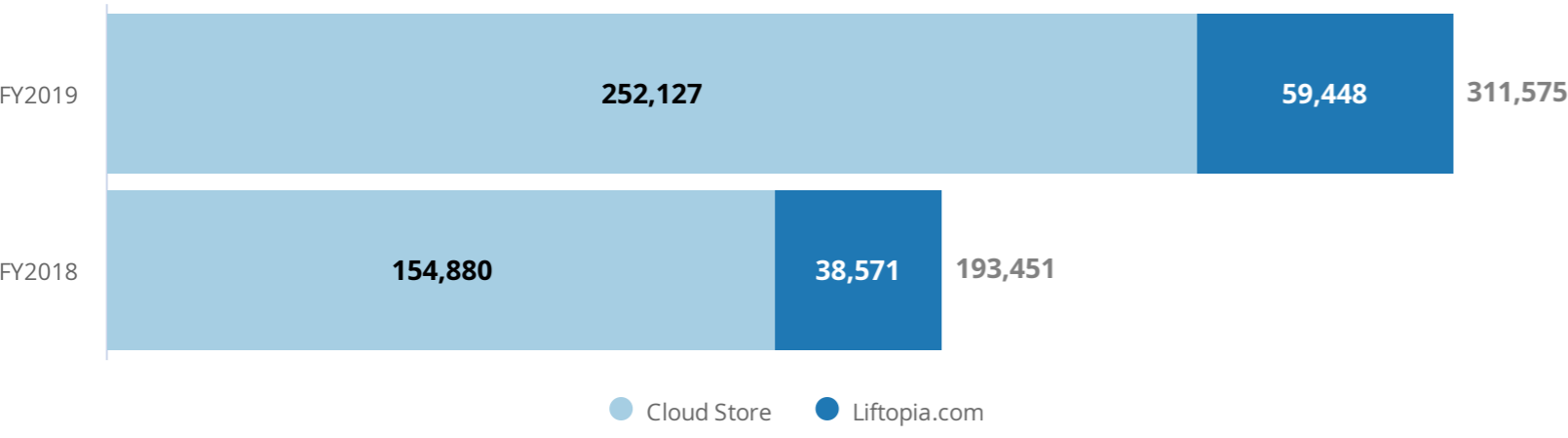




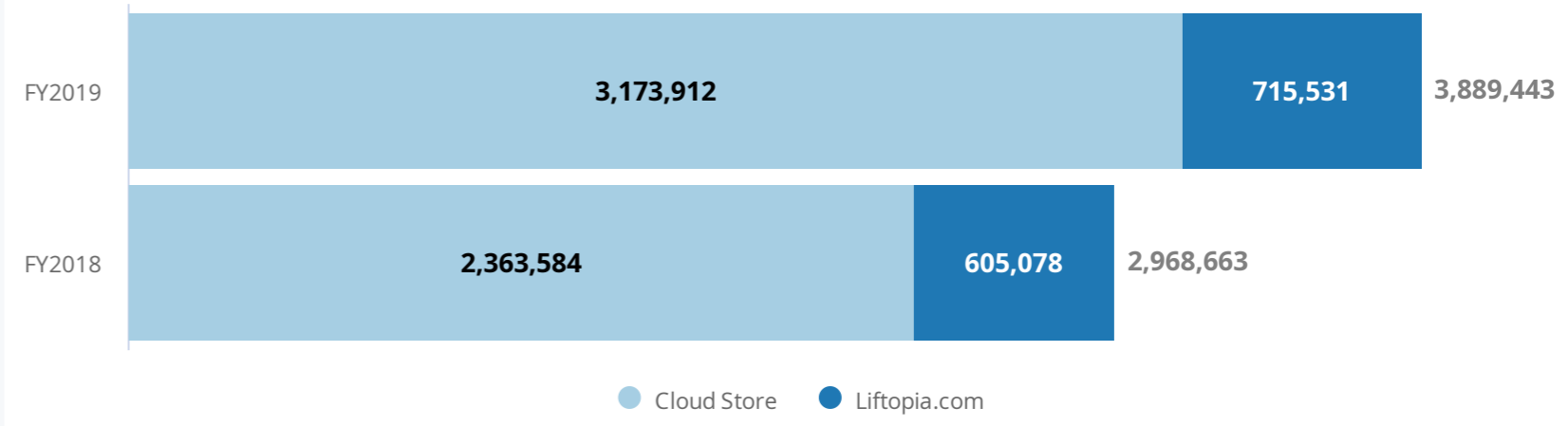
Definitions

Revenue = Partner Net Revenue (Purchase amount paid to a partner in partner currency)
Last 7 Days = Revenue for the past week through yesterday
Season to Date = July 1 through yesterday

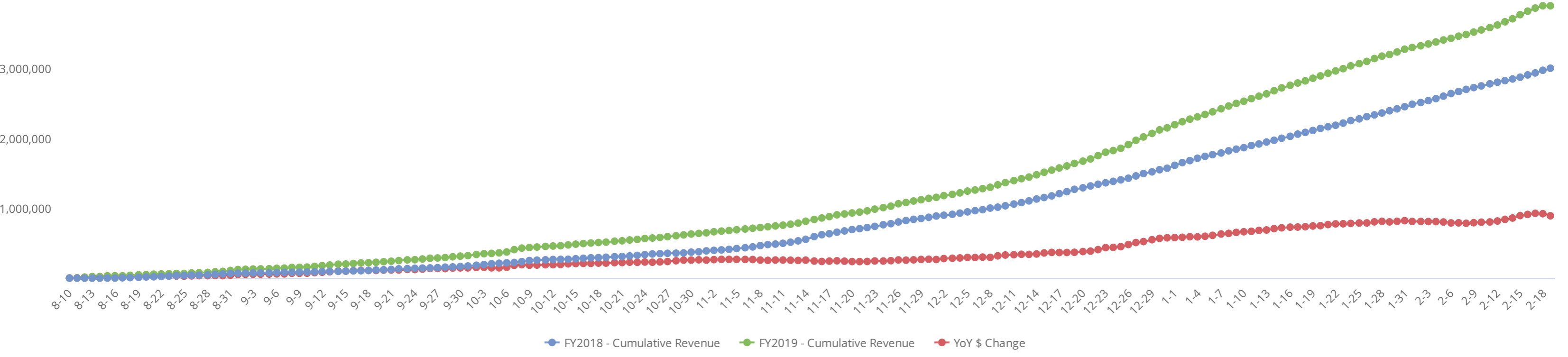
Revenue in Last 7 Days



Revenue Season to Date



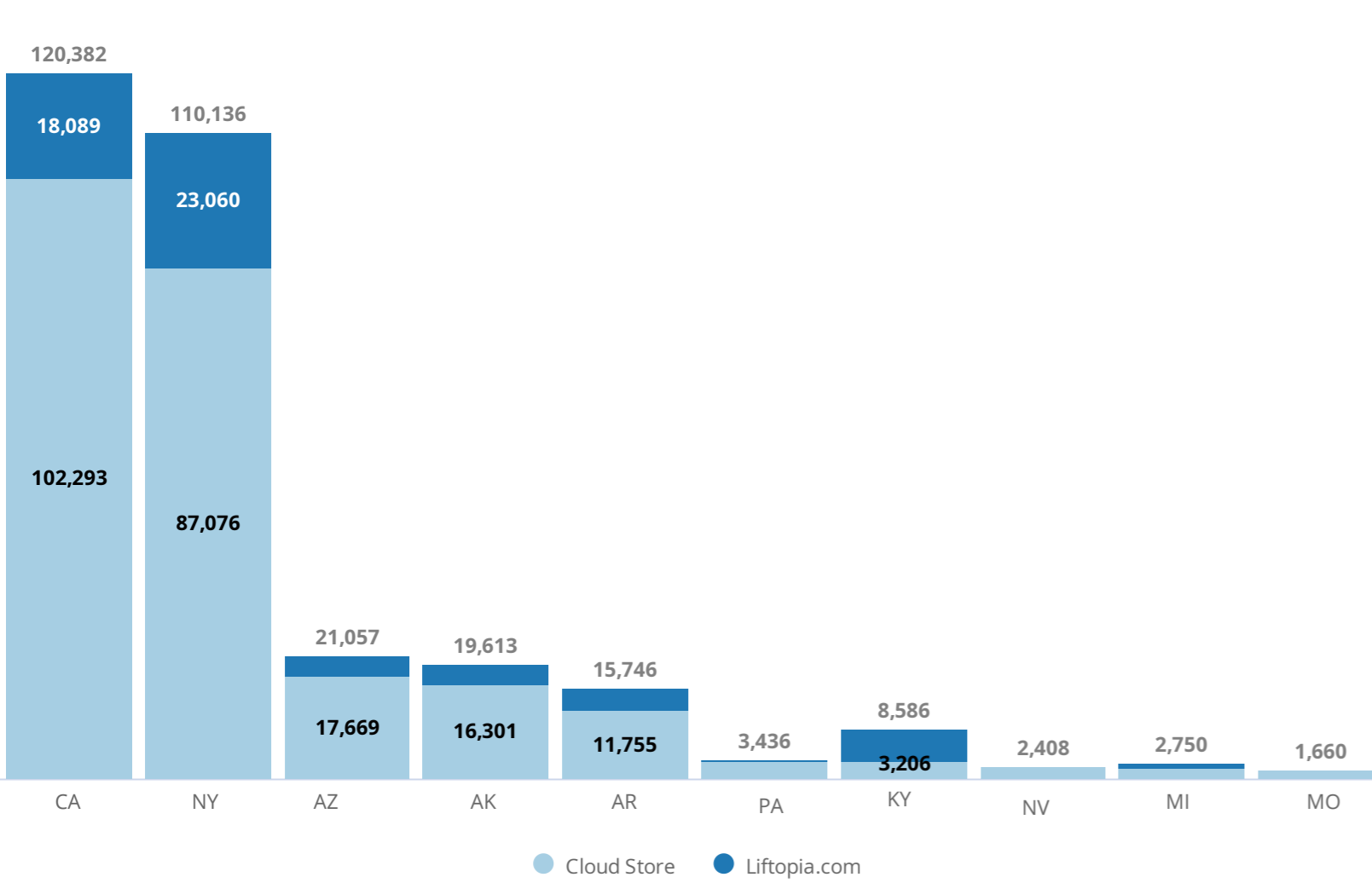
Revenue Pacing by Order Date



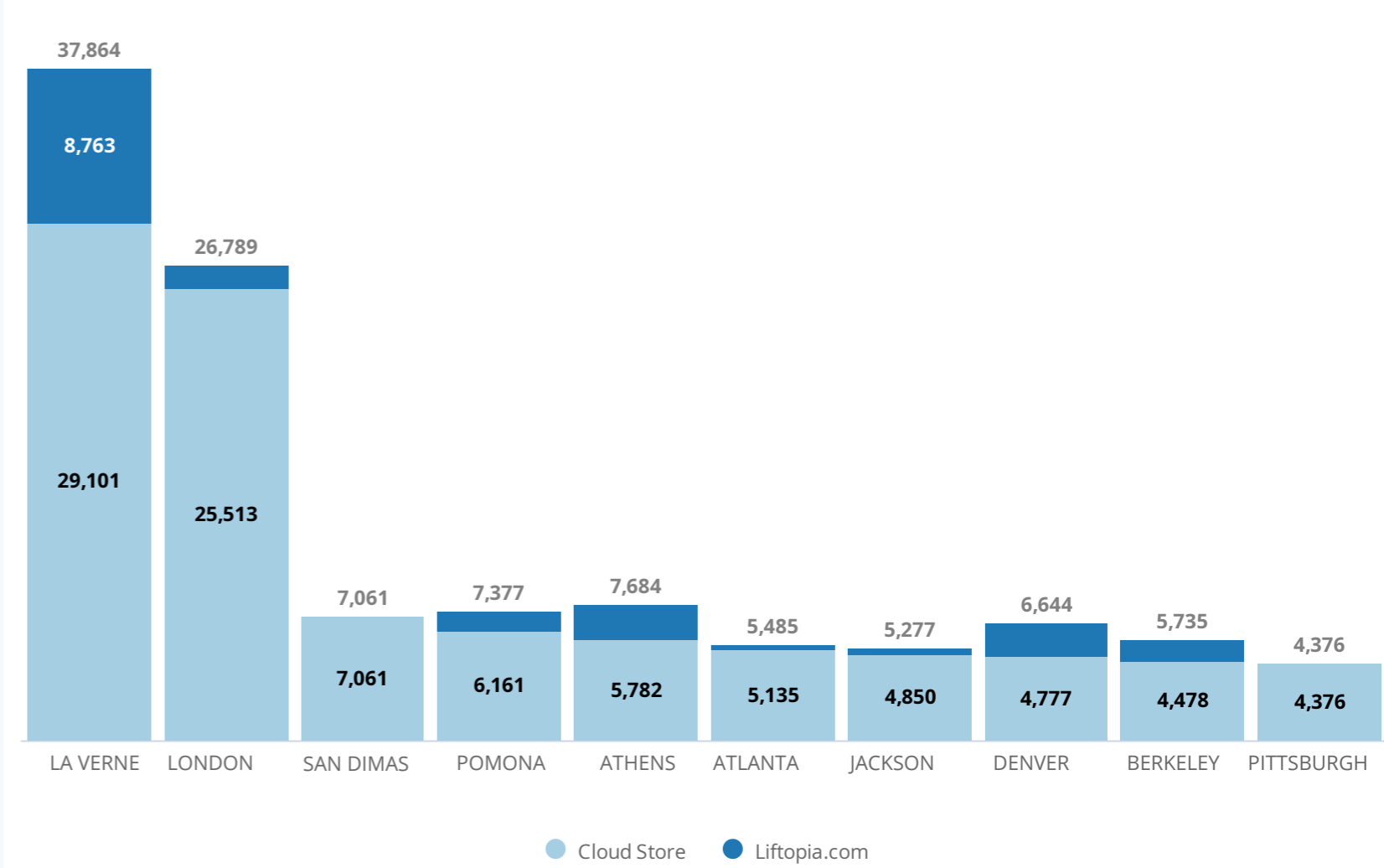
Customer Geography

Where your recent purchasers live

Revenue by Purchaser State - Last 7 Days



Revenue by Purchaser City - Last 7 Days



Product Details & YoY Trends

All products sold this season compared to last season.

Last 7 Days by Product

Fiscal Year	Product	FY2018 Revenue	FY2018 Items	FY2019 Revenue	FY2019 Items	YoY Revenue
1		28,242.67	401	54,045.20	697	91%
2		42.13	3	176.09	12	318%
3		1,281.89	12	3,074.34	27	140%
4		252.76	2	0	0	0%
5		1,500.93	14	2,471.25	21	65%
6		596.36	5	601.02	5	1%
7		0	0	240.31	2	0%
8		166.60	6	91.89	3	-45%
9		38,852.66	280	67,077.65	474	73%
10		3,823.19	20	4,469.89	21	17%
11		436.60	2	279.58	1	-36%
12		62,223.52	325	85,310.45	446	37%
13		2,780.96	10	4,129.74	13	49%
14		1,721.94	6	1,544.41	5	-10%
15		22,910.22	92	41,159.54	164	80%
16		1,826.87	6	3,620.26	9	98%
17		12,175.78	41	20,133.15	69	65%
18		0	0	579.28	1	0%
19		7,258.65	19	11,805.52	32	63%
20		0	0	4,477.22	6	0%
21		7,357.58	18	6,288.10	15	-15%

Season to Date by Product

Fiscal Year	Product	FY2018 Revenue	FY2018 Items	FY2019 Revenue	FY2019 Items	YoY Revenue
1		471,336.80	7,208	570,163.95	8,047	21%
2		1,134.55	78	3,232.11	219	185%
3		8,554.55	78	35,004.55	309	309%
4		1,502.40	13	0	0	0%
5		20,055.57	195	25,559.00	232	27%
6		7,315.46	70	6,934.59	61	-5%
7		0	0	6,210.99	54	0%
8		919.12	33	2,922.85	101	218%
9		497,411.98	3,901	622,482.53	4,632	25%
10		29,082.76	155	47,052.64	221	62%
11		4,305.28	22	4,960.76	23	15%
12		633,872.68	3,487	835,717.82	4,540	32%
13		31,889.51	122	54,441.59	188	71%
14		5,824.47	21	6,590.77	21	13%
15		376,625.60	1,629	502,025.89	2,090	33%
16		18,069.60	53	41,459.28	107	129%
17		4,815.65	13	5,087.11	13	6%
18		312,894.12	1,103	409,426.37	1,385	31%
19		24,117.97	57	49,427.05	107	105%
20		2,515.56	6	8,127.29	17	223%
21		255,458.22	753	307,592.23	869	20%
22		25,513.52	48	36,873.32	64	45%
23		2,011.32	4	1,095.30	2	-46%
24		215,328.53	563	253,471.51	613	18%
25		16,456.34	29	43,325.10	69	163%
26		1,651.24	3	10,258.00	15	521%